

InSight[®] Keto Vet

Veterinary Ketone Meter

User Guide



InSight Keto Vet provides accurate, quantitative BHB results, the gold standard, for the early detection of subclinical ketosis in dairy cattle and diabetic ketoacidosis in companion animals.

About

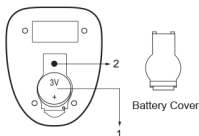
Front of the Meter

1. Test Strip Slot - Insert the test strip and code card.
2. Screen - Shows test result, information and test results stored in memory.
3. Button - Used to recall memory or adjust the values in the settings mode.



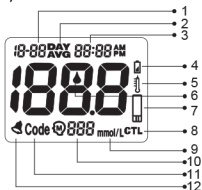
Back of the Meter

1. Battery Slot - Insert 3V lithium battery.
2. Clock Setting - For setting time and date. Press the button on the back of the meter, then press the main button on the front to change the date/time. Press the button on the back to set.



Display

1. Date
2. Average Display - 7, 14 and 28 days
3. Time
4. Battery Sign
5. Temperature Symbol
6. Blood Drop Sign
7. Test Strip Sign
8. Control Solution Test Model
9. Measuring Unit: mmol/L
10. Memory Number
11. Code Number Symbol
12. Alarm Clock Symbol



Test Strip

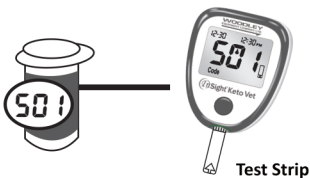
1. Top Edge - Apply whole blood sample here.
2. Meter Connect Edge - Insert this side into the meter.
3. Indication - To make sure enough blood has been applied to fill the reaction area.



1 Insert the code card



2 The number on the display should be identical to the number on the vial



3 Collect blood sample

Use a fresh whole blood sample - capillary or venous (lithium heparin).



4 Apply blood to test strip



0.5µl sample volume required

5 Test Time



10 seconds

Results displayed on screen after analysis.

6 Memory

Press the button on the front of the meter to view test results.

450 test results stored











**View past test results
(with blood drop sign)**

Troubleshooting

The following table is a summary of all error messages. This table can be used to help identify the problem.

however, an error message may not appear each time a problem occurs. Improper use may cause inaccurate results.

Error	Cause	Solution
	The meter is faulty.	The meter needs to be repaired. Please contact Woodley Equipment.
	Incorrect test strip inserted.	Please contact Woodley Equipment.
	No battery power. The meter will be turned off automatically.	Replace with one 3 volt CR2032 lithium battery.
	The battery power is low.	Replace with one 3 volt CR2032 lithium battery.
	The surrounding temperature is too low or too high to perform a test.	Repeat the test in a place between 10°C - 40°C (50°F - 104°F).
	When the temperature goes above 42°C (107.6°F) or below 4°C (39.2°F), the meter will turn off automatically.	Repeat the test in a place between 10°C - 40°C (50°F - 104°F).

	<p>Blood ketone result may be too high (>8.0 mmol/L) to be read by the system.</p>	<ol style="list-style-type: none"> 1. Please test again with a new test strip. 2. If the error message appears again, contact Woodley Equipment.
	<p>The test strip is used or damp.</p>	<p>Please use a new test strip.</p>



 **Woodley Equipment Company Ltd.**

Old Station Park Buildings, St. John Street, Horwich, Bolton, Lancashire, BL6 7NY, UK

Tel: +44 (0) 1204 669033

Email: sales@woodleyequipment.com

Web: www.woodleyequipment.com

Ver. 1
1320974